

LTC LINEAR LED -2.1

150
lm/W



LM-80 TM21 LM79
ISTMT LCP




SPECIFICATIONS

Item code	LFRS-TRI12W	LFRS-TRI20W	LFRS-TRI16W	LFRS-TRI18W	LFRS-TRI24W
Product Size (mm)	607X91X78	607X91X78	1207X91X78	1207X91X78	1207X91X78
LED Qty	96	96	96	96	204
Power	12W	20W	16W	18W	24W
LCP	12.2W	/	15.31W	/	25.11W
Sensor	Daylight&Microwave Motion Sensor,Sensing distance 4–6M				
Input Voltage(V)	AC220~240V,50Hz				
Opal diffuser material	PC				
Body mateial	PC				
Body colour	Grey				
Clips	stainless steel clips				
Driver brand	PHILIPS Element non-isolated driver 3 years warranty				
Efficiency	150lm/w				
LED type	SMD 2835				
CCT	3000K,4000K,5000K,6500K				
CRI	Ra > 80				
Power Factor	> 0.9				
Beam Angle	120°				
IP rating	IP65				
Warranty	3 years				



Item code	LFRS-TRI36W	LFRS-TRI40W	LFRS-TRI48W	LFRS-TRI50W	LFRS-TRI54W
Product Size (mm)	1207X91X98	1207X91X98	1507X91X98	1507X91X98	1507X91X98
LED Qty	204	204	276	276	276
Power	36W	40W	48W	50W	54W
LCP	34.39W	/	48.08W	/	/
Sensor	Daylight&Microwave Motion Sensor,Sensing distance 4–6M (Optional)				
Input Voltage(V)	AC220~240V,50Hz				
Opal diffuser material	PC				
Body material	PC				
Body colour	Grey				
Clips	stainless steel clips				
Driver brand	PHILIPS non-isolated driver 3 years warranty				
Efficiency	150lm/w				
LED type	SMD 2835				
CCT	3000K,4000K,5000K,6500K				
CRI	Ra > 80				
Power Factor	> 0.9				
Beam Angle	120°				
IP rating	IP65				
Warranty	3 years				



Installation Instructions

Included

x4 x4 x2 x1

Not Included

Model	Power	Fixing Hole Centre
LFRS-TRI12W	12W	280mm
LFRS-TRI24W	24W	770mm
LFRS-TRI36W	36W	770mm

OFF

! WARNING
Switch off the power supply before installation

1. Drill a $\varnothing 6\text{mm}$ hole

2.

3.

4.

1. Unbuckle the clips

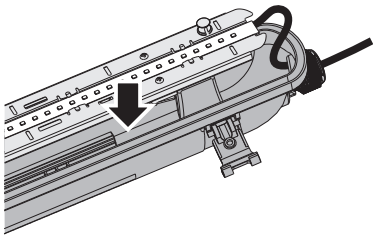
2. Take out of the diffuser

3. Push down the U brackets

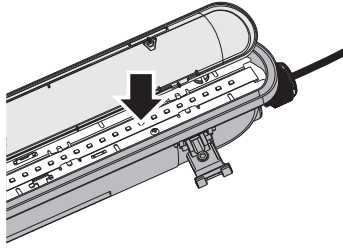
4. Take out of the LED module

5. Insert the cable through the cable gland

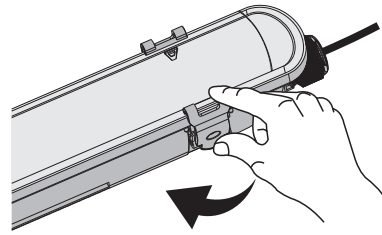
6. Connect the wires, L to L, N to N, \oplus to \oplus



7. Put back the LED module



8. Close the luminaire


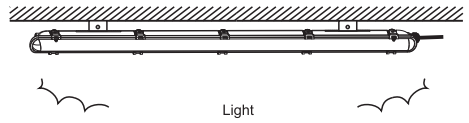


9. Buckle the clips



WARNING

Switch off the power supply before installation



P. 1300 832 372
E. sales@lighttc.com.au

251 Rawson Street, Auburn, NSW, 2144 Australia.

A division of
DG Mansfield P/L
ABN 81 622 802 644
www.lighttc.com.au